

m , E A 2005, f m f  
 I k m U v v f A  
 18.8% m v v A P A  
 v m f P N P z M U v f U v f A U v  
 m 17%. A D J  
 U v G C A mm f  
 f m B A v f A f m  
 E f A f 2005: v m m - k m  
 P m ' A f m m m m v f N  
 k v m . Am f f  
 j U A Em ). I , 2005  
 U v f m m m v v  
 ; f m m m v v  
 2001 f m \$69 m m v v  
 v \$100m 2005. f j U v  
 j f \$14.7 m m f . L m  
 f m N H M L m  
 A C , \$12 m f m  
 A C A(C). m j f v 2312.-  
 m f v m f  
 A m f v \$7 m N  
 P m ' B m m . l











A N P z f M  
 U v \$15.6m  
 f m N H  
 M C ,m  
 64% f NHMRC f A


\$81.5m P k CRC  
 C m

A - v -  
 J AMA-300  
 G v v l f m  
 N A m O v  
 k

U v \$12m f  
 f mA k C  
 E C f A  
 v

Q U v f  
 A j f v m v

k k  
 U v m 3305  
 m D m





## Staff Statistics

	Persons		FTE	
	2005	2004	2005	2004
<b>Total Staff</b>	2528	2401	2291	2189
<b>By Type</b>				
A m	1144	1063	1033	974
G	1384	1338	1258	1215
<b>Academic Staff by Faculty</b>				
E C m & M	170	166	165	158
H	316	300	262	252
H m &	169	143	148	134
	338	316	321	307
P f	121	112	109	100
C A	30	26	28	24
<b>Academic Staff by Function</b>				
& R	793	746	706	676
R	342	308	318	289
	2	2	2	2
O	7	7	7	7
<b>Academic Staff by Gender</b>				
F m	396	339	341	299
M	748	724	692	675

## Financial Performance

	Consolidated		University	
	2005 \$000	2004 \$000	2005 \$000	2004 \$000
<b>INCOME STATEMENT</b>				
R v	475,394	422,568	437,991	389,551
E	438,027	397,722	399,799	367,470
O R	37,367	24,846	38,192	22,081
M	7.9%	5.9%	8.7%	5.7%
<b>BALANCE SHEET</b>				
N A	748,931	692,340	742,016	683,873
C R	2.1	2.0	2.1	1.9



f 2000 w

f w f

fC l m m

A m C m f m f

v

f w ( )


QF m

m j f . Ak m

f m f . m f

m m m f m m m

f m .



# Governance

I 2005 U v m v  
 m C mm  
 G v m ' N G v  
 P . f  
 m  
 v f  
 C mm G m m  
 f v  
 f v 2005-2007.  
 I m P  
 U v fA A 1971  
 m m .  
 G v m ' Am m  
 U v )B 2005,  
 m 28J , ff  
 f  
 A v P .  
 m m  
 I v ' m f  
 m j f m  
 f  
 m m .  
 A U v fA m A  
 , U v fA A  
 j f U v ,  
 v m f  
 f v , v C  
 f U v m  
 m m A . O  
 m m fC m f f ,  
 v  
 I m P  
 v v m  
 v f m ,  
 v f ,



U v  
 f m m m , f  
 m j ) m  
 U v , f m  
 m P .  
 E U v C  
 U v fA C  
 I , P f D v m  
 P f m , v m v f  
 m v v f  
 f m f P .  
 D m fE , U v  
 U v  
 G v m P . N

D 2005 U v  
 v m f k  
 m m f U v , k  
 m m f m v  
 -m k , m v  
 , f v  
 v m f v m .  
 k m k k  
 2004 f v k k  
 m m f U v  
 f k f k .  
 v f  
 , f f  
 .

mm f m  
 - f  
 f C , f  
 -C ' A  
 ▼ f  
 m , k m m  
 mm v k m C  
 v f. C v  
 mm  
 v .  
 mm  
 ▼ -C v f f  
 ff. l , m v f  
 U v , m j v k  
 m f m k  
 f  
 U v . m \* m 2 J \*  
 2 M.5-)18.4 )-10,0\_)9.3909-10\_) J \*

A C m  
 v  
 C k C mm  
 f m m .  
 2005 2007  
 v f m k m m  
 v , 2005  
 f m f  
 v v . A C m  
 ▼ k C mm v  
 m m f  
 U v  
 D f f m  
 f v m  
 2005,  
 f v v  
 U v k m  
 m . U v f  
 m,  
 ,

B f U v  
 v , m  
 v k  
 U v , m m .  
 D 2005, f  
 C f P Of f v ,  
 k , k m m  
 m . M C M I  
 f  
 P M m U .  
 w f  
 -  
 P m m m  
 m U v f A A  
 2004, U v mm  
 v f f  
 f f C f f  
 ▼ -C , v f  
 v m



I F 2005, U v C  
U v mm . Am m f  
m U v A 2004  
m f U v  
ff m m ,  
v v C m  
f U v mm ,  
m m f m  
m ff,  
m  
C -C  
U v mm f

D f C m  
m m f fC  
m j j v m f  
f U v ' . A  
fC f m m  
m.

I N v m U v  
C m v  
C  
H . J v D QC, f f  
- m. M v D  
v 25 J 2008. f  
C U v , M v D f  
P U v f H m  
E O C mm  
C U v ' D C AO  
f - m, f m 28 J  
2005 27 J 2007. M C , m k ,  
v D C  
J 1999.

**f**  
**(honoris causa)**

A m m U v f  
A A 1971 N . 5),  
m 4 D m 2003,  
f U v m  
f U v , fD  
U v U v  
U v .

A f m m , C  
v fD  
f U v ( - )  
30 A 2004. C m m  
v  
m v  
v m  
f v m ,  
v m v f  
v , f  
v v v D f  
U v ( - ):

**2004**

A B k , DA H ), DU v  
) A ), f f  
v m f  
A  
J D , AM, DU v )  
A ), f f f ,  
A

**2005**

J m m , f v  
v f  
J M C z BA, MA  
C ), P D ), DL  
) O f ), F L, FAHA, f

F m m U v f

Vice-Chancellor, President

Office of the Vice-Chancellor







LEARNING  
AND TEACHING



# Learning and Teaching



A f A U v  
Q A AUQA) 2003,  
U v k  
f m m v f m  
m v m v  
U v ;  
f m ;  
m m f A m  
B , m  
f v f m v  
U v ;  
v - mm  
f A m B .  
C ff m m  
v f m k f  
m m m m m v f  
m m f  
I m 2005, -C  
F m f H , E v  
D f M  
U v m v  
f m m m f v  
m v m v f v  
v f : m f  
M k  
f m C  
E v f m G D m  
f m m f v .

Am v , -C , f m ff  
D v -C v A m k  
P v v E v D ,  
ff v ,  
v f  
k f  
A m f f m v  
m m mm f C  
E Q (CEO)  
G D v v GD )  
k P v f  
m m . A m  
E f L v f  
EL ), 2006. I ,  
m f m v v  
mm m v v  
2006.  
A v f m m f f  
v f m m  
P v m v m m  
P -C L  
Q ) 2006  
C P v .



m                      m f  
                                  2005  
 2006    f            f  
           j            m  
 f m            v       m  
                   v       .  
 .059







2005 m f m v v

**Faculty of Engineering, Computer and Mathematical Sciences**

B fE f E )  
 B fM m H )  
 G C M m  
 G D m M m  
 M fE A v )  
 C m E E v m  
 C m E E C m  
 C m E F B P  
 Cv E  
 Cv E v m E  
 m P  
 mm  
 M E  
 M fG  
 M f M m



**Faculty of the Professions**

P f C f-M  
 G C D M P  
 G C O L H E )  
 G D m G M m  
 M fB  
 M fC mm P f m M m )  
 M fE  
 M fF B E m  
 M f

**Faculty of Humanities and Social Sciences**

B fM H )  
 C L E OL) fO  
 D m M C )  
 G D m M P f m P )  
 M fM P f m P )

**Faculty of Health Sciences**

G D m P  
 D fC D [ v

**Faculty of Sciences**

B fF  
 B f N M m )  
 B f P mG )  
 G C B  
 G C B P B )  
 G C P H  
 G D m B P B )  
 G D m P H  
 M fB P B )  
 M fP H





**W**

f m v 2005:


B fD ,B fA  
 B fL A  
 B fF M m .

f v 2005:

D m fP H F fH  
 E C f l v C mm  
 A r l v r B ).

U v v f






A m j f f 2005 f A  
m v f U v  
f . A v f U v  
m j v f m m  
f  
Of f P Q .  
f m m v  
f A f m  
C mm R Q  
F m k.  
A , U v

. l 2005 U v R  
C mm R  
C D v m C mm .  
f E C R











O f m H m  
 D v G A  
 P f J F D J  
 - F  
 f v  
 m F N N  
 B  
 H .l v  
 U v f  
 f j f  
 m f m v  
 mm  
 f m F N B m  
 f


ARC

H . A m,2[ J \*[-10 N F)46.4 D J \*([)18.6 jH J )-10A

D v L k-10 f J A -10 J \*[D v f )8A ,j 10 ) J \*[D v B )j )-1L  
 f -10.1 C.1 )2.5 1 J \*([)18.6 B 1 k 1936.)j194010,1 J- \*[H .m 0.1 )










U v fA  
 m v f m  
 mm  
 B H -D C mm m v  
 M m m fB  
 H -D , f m  
 U v fA ' G  
 E P m B  
 l v f G BIG).  
 2005 m f -  
 k f G  
 E P m 2004  
 D -C  
 ) L k B B  
 D f v m f  
 3G )  
 m m

f f  
 F f P f f m C f F v ,  
 2005 P f fZ  
 m j A C D v f C mm ),  
 L k m . f M C v P ,  
 D m A k k , m j  
 fA , L f N , f k  
 U D , m k m.  
 \$146,000 f 3 E m :A  
 M v . l j , D l 2005, f E  
 A k k v l m' - m j f f v  
 , m k  
 f m m , M m  
 D P Q , P f m ) , f  
 M k A C D v f C mm , m . P f j m M E  
 j v v \$100,000 v , A 2005  
 f m m k v , B A P f k  
 m m m G , B .  
 m v m m Am F ff  
 f  
 l A C L k G , f m D L v  
 A m P f B B f 2005 L -A G -  
 m m f m P z f B f f  
 A C f f \$250,000 B f E - B f f  
 k v m . D Q A M - C C z  
 k j k v f E m .  
 v f

m  
 f m f m  
 k. l v B  
 H -D M , M B  
 M D j  
 f P m ' E  
 f 2005.  
 m v v m  
 v v m . m  
 f v  
 m k v  
 m k 3G mm  
 m .  
 K m f f U v  
 mm fA m f A  
 f , P G ,  
 m B G l G  
 f f l  
 O . B m f A f  
 f f f B  
 f f f B A  
 m - . G E  
 U v fA m k  
 m ,  
 85 .







A  
 v U v  
 f  
 v )A .l 2004  
 220 - v f  
 P D . 191  
 D 2005 A  
 m f m  
 ff .N  
 P m M P D C  
 .B m  
 M m  
 m  
 4 .M  
 v m f ff.l  
 v m A  
 m v  
 f k  
 m v f  
 f f  
 A U v m  
 f v v G C  
 m v  
 v m  
 f v  
 f  
 f m A  
 U v m v U v f k  
 m k  
 v m f m  
 U v  
 .A v ,A  
 m k  
 U v v 138  
 m

U v v m k f f  
 m v m m f  
 v m m  
 mm v f k  
 m l  
 U v k  
 v f k  
 U v  
 m  
 .l 2005,  
 A m 81 mm  
 A P A .l  
 m,A f  
 m .l 2005  
 U v v 138  
 m

( w )  
 I O 2005 P f A J  
 f D  
 -C ) , mm  
 ▼ F 2006. P f J  
 m A f m  
 E v D , B  
 B P f N v M ,  
 v ) D m -C  
 ) D m 2003.  
 P f J  
 BA f m AI , P D F  
 U v ) , MA H ) U v f  
 ) , ME M m F ) ,  
 D ) . H  
 E m f B f  
 G m f P .  
 m  
 v f  
 f  
 -G m







W

v m j v m  
:

A


v f A v . v  
U v ' m  
j U v .

M j m f  
f ff f f m U v f  
A C l .

l f k v ,  
U v ' v ,  
m v m .

U v f O  
E A v m f E ,  
P m ' A f E H  
A v m E , B A  
E A .

U v ' m  
m \$109m A m  
m 2005.



J f m m v U v fA ' f m mm m ) m  
 K f mC , B AE A f 2005: f  
 U v k v v v m ' A f A A ).  
 2005 m .P U v m U v fA .l I m m 2005  
 v v f f m U v fA P m U v  
 m k f \$109 m f m A  
 v ) f 2005, f v f f A  
 Af - m F ). U v f f A ' v  
 I m M m U v f f m / f f v  
 C U v f f f m A f f f  
 U v ' f A AID U v ' P A f f f  
 I U v m k f f 4000 EF U 2008. I m v m v f f f -  
 v v Lf m , U v .A m f v f f -  
 F lm v v m k m N v m ' I A A , m  
 m v k E f E m F m A - v A A m ,  
 U v / m v l . P f -C m  
 A f m A v m k f f m  
 m v A v f m 2013. f A , J .  
 . U v 16,024 2013  
 E A ff v f 257% ). f m , m  
 v v v .





I 2005, 25 m .A j m m m I f B B j .  
 C 6) l 4), mm C E  
 v N C .M f N v m f j m v A  
 k C m f D f U v P  
 f m ,E ,C mm m f m A m D l A ), ff  
 P ) f m f f m M D l Of ) f A  
 v v f A v m f f m k  
 U v f m f v m A m B v v k  
 f m - P D ,  
 v f E C F v j  
 f m .l f , v - m  
 f m MOU. U v v m  
 m M Q m v v  
 f m j v m , v v v  
 v - f D f v v k  
 j , U v m f ) f f  
 f m ff v m U v ff k k  
 D m ff v v f C A m f

I m A j .l j f , m U v f  
 f v v f m k A -F G 1-2 m  
 f A .A v f U v F v m v . U v  
 f U v k - f O -HELP f m DE f  
 I 2005 U v v A m f v m  
 f K U v M A -P C UMAP) f m v .l A  
 A ) m v v f v  
 H K ,J ,K , C ,C , U v v f  
 U v ,J ,K MOU F Em f v v C



U v mm ff , k m f  
 v  
 v  
 :

I v C f

O A  
m mm  
A U v U  
U v f A .l  
m O A v f

f O A  
I C mm  
E v D f  
ff v .A  
I C mm

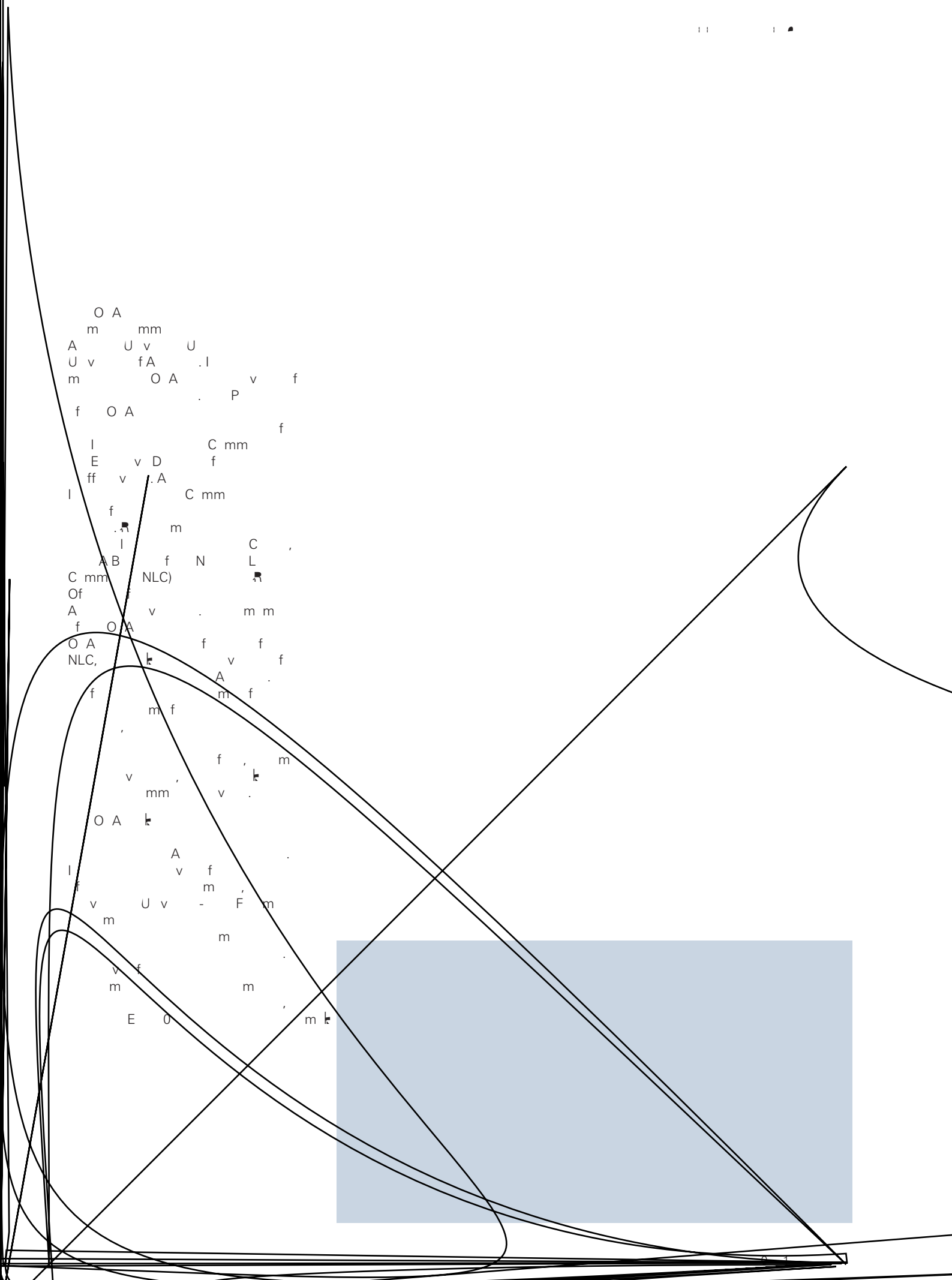
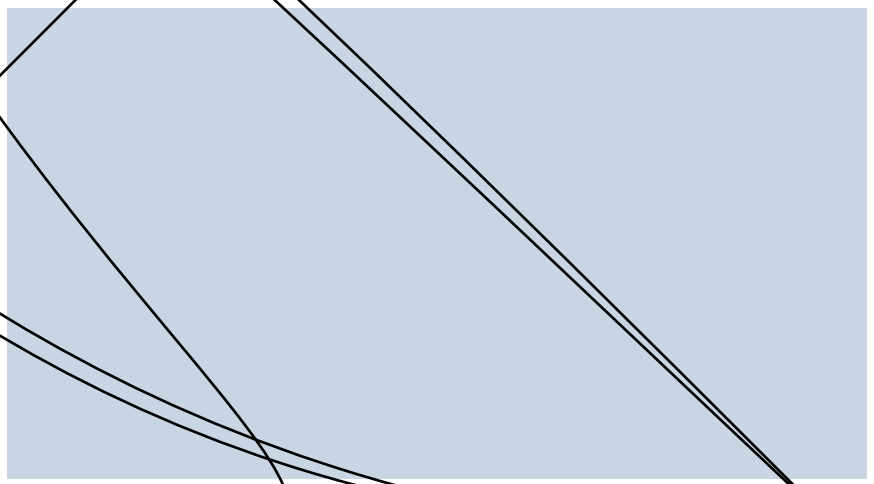
f  
I m  
AB f N C L  
C mm NLC) m  
Of  
A v m m  
f O A

O A f f  
NLC, k v f  
f m f

m f  
f m  
v mm v

O A k  
I A v  
f v f m  
v U v - F m  
m

v f  
m m  
E 0 m k





# Community Engagement

U v fA k m v f mm  
 m v v  
 f U v mm  
 M f v f m U v  
 m f L v  
 ff f v m  
 m j  
 j v m  
 -F mm m v f  
 m f f v m m



U v fA A  
 m f m f A  
 f m v m )  
 . D 2005, A H  
 ff f  
 U v v f  
 Ov f  
 15 v 4  
 28 k v  
 m v  
 , A Lv A )F v ,  
 U v O D . A  
 M m A f M  
 N m .  
 A f A H  
 C v k m  
 U v - 2005  
 f  
 f m  
 f mm v v m .

U v fA mm  
 mm m m  
 v m v v  
 2005.  
 I 2004, U v fA  
 f f N  
 k v l f l P m f  
 D m ,  
 m m A  
 m v U v  
 v v D  
 P k A A  
 A m m f  
 U v ' A l f  
 j k Al ). m U v  
 A j v  
 G v m ' j v  
 f  
 m f  
 U v f A &  
 f A

A v A . U v '  
 v v m j f  
 A m f  
 mm . &  
 U v  
 , M B v M  
 , M P k L m,  
 A C . M L m  
 v z  
 A v f  
 A 2005.  
 l f v m  
 m k , U v  
 v m m f A  
 M k l .  
 P v m 2005, v ,  
 U v f  
 m \$90,500  
 m F m ' L f Lf m  
 mm  
 D m 2005, m  
 f m v  
 k v





— — —



L H C 2005  
 v N f m  
 P ff m f m  
 E C v m m v  
 f m v  
 14,558 k v 31  
 f470 v  
 A m  
 Q A B j m  
 M F 4  
 M f m f  
 m ' P Q EF  
 f f  
 m f m  
 m m f A ,Ev  
 m O f m

m f k v m  
 C v m ff m m :  
 C C ,G m D  
 D k ,  
 A C  
 A m  
 mC m k 80  
 f f  
 m f m M  
 D C j C v m  
 1974, m  
 1978 D 1982.E P f  
 C B m  
 f m  
 J f m C v m  
 f m ff m m  
 L C P ),K C  
 ),J L C ) v

v K f B m P Q  
 f m f B m P Q  
 I m A  
 Q j f







v 360 mm  
 A , mm  
 k k  
 .A ' mm  
 k m  
 v f . l  
 f C mm  
 f  
 v m f U v  
 k A 101.5fm.  
 f mm  
 10., m  
 v m v k





2003  
 L M  
 2005.  
 f f m v  
 v v v m  
 U v v m

# Property and Infrastructure



O f m  
v 2005  
m E H N  
m  
f m 100,000  
H L m B m L z ,  
B . M ff m B  
m L , C m  
P .  
m v ,  
U v ff,  
v v m v  
m U v k  
m mm ,  
v ff .  
A m f km  
j v m  
m m  
m .  
m j -  
m P v  
A M 10 l /C 6 m2 )10\_) \*[ m P)37.1 k . R)



1 1 1





The University of Adelaide  
Sturt Avenue 5005  
Adelaide

Telephone: +61 8 8303 4455  
Fax: +61 8 8303 4455  
CRICOS Provider No. 00123M

Published by Mitchell Stephens O'Brien  
Elizabeth Jane  
Publishing Group Pty Ltd. ISSN 0729 - 9885

[www.adelaide.edu.au](http://www.adelaide.edu.au)