






LOCATION	ADELAIDE MICROSCOPY, HELEN MAYO NORTH NB12							
RISK ASSESSMENT (RA) NAME	Slow Speed Diamond Saw							
Residual risk rating on the RA	Low	Medium	High		Very High			
Hazards identified on the RA	Sharps injury due to the use of diamond saw blade. Hazard of being caught on rotating parts. Exposure of eyes due to debris generated during cutting.							
PERSONAL PROTECTIVE EQUIPMENT (BE SPECIFIC AND SPECIFY PPE TO BE WORN DURING THE TASK) (DELETE THE ROW IF NOT APPLICABLE)								
	Eye protection:	Safety glasses	Eye shields	Safety goggles				
	Other:							
	Face protection:	Dust goggles	Face shield	Visor	Face mask	Dust mask		
	Other:							
	Long hair must be contained or covered							
	Other:							
	Enclosed footwear:	Footwear that is resistant to spills of hazardous substances		Boots with steel caps				
	Other:							
	Protective clothing:	Lab coat	Gown	Long sleeves	Long pants	High visibility	Helmet	Sun protection
	Other:							
DESCRIBE, IN SEQUENCE, STEPS TO COMPLETE THE ACTIVITY SAFELY								
<p>YOU MUST NOT USE THIS MACHINE UNTIL YOU HAVE HAD APPROPRIATE TRAINING BY TRAINED ADELAIDE MICROSCOPY STAFF</p> <p>General</p> <p>The Struers Minitom Slow Speed Diamond Saw is used to cut small samples before preparation of samples for microscopy.</p> <p>Hazards</p> <p>Potential for sharps injury due to sharp saw blade. Exposure of eyes due to debris generated during cutting can cause eye damage. Potential to be caught on rotating parts.</p> <p>Risk Control Measures</p> <p><u>Engineering Controls:</u> The saw blade guard protects the operator during operation. The guard MUST be in place at all times during operation.</p> <p><u>Procedural Controls:</u> Only trained users to operate the instrument. All new users are to be given practical training in instrument operation by a member or Adelaide Microscopy staff.</p> <p>Users must also follow guidelines in the manual and safe operating procedures for operation of the Slow Speed Diamond Saw.</p> <p>Only authorized and qualified service personnel may access the internal components of the instrument for service and repair.</p> <p><u>Personal Protective Equipment:</u> Safety glasses, enclosed shoes and lab coat must be worn at all times.</p>								

HSW Handbook	Hazard Management	Effective Date:	17 December 2019	Version 3.0
Authorised by	Chief Operating Officer (University Operations)	Review Date:	17 December 2022	Page 3 of 3
Warning	This process is uncontrolled when printed. The current version of this document is available on the HSW Website.			